



Indian Trade Journal - Commodity Profile Report

**Commodity Exim Report for 5th week of October, 2024
dated 30th October,2024**

Export

ITCHS 3002– Human Blood; Animal Blood Prepared for diagnostic Uses; Antisera, other Blood Fractions Vaccines, Toxins, Cultures of Micor-Organisms etc.

Import

ITCHS 2933- Heterocyclic Compounds with Nitrogen Hetero-Atom(s) only.

Commodity EXIM Report

DGCI & S, I T J Division

The weekly EXIM Report published by ITJ Division of DGCI&S, Kolkata presents some basic insights into India's export and import trade patterns w.r.t. selected set of commodities identified each week in order to facilitate preliminary commodity group/sector specific analysis for better policy making.

2. For both categories of trades, one commodity group is chosen from the entire ITC-HS 4-digit Classification (latest being 2023-2024 classification system). The Indian Trade Classification based on Harmonized System has been adopted in India for Export and Import Operations. While India specific data is sourced from DGCI&S, M/o C & I Database, global export-import data of exactly those sets of commodities are sourced from UN-COMTRDADE Database.

3. As regards the time-period, this report outlines trade statistics over a period of four years. Currently (for reports being prepared in FY 2023- 2024) we are considering the time-period of 2020-2021 to 2023-2024. The latest finalized data available on the UN Comtrade Database is only up to year 2023 (Calendar Year) and on the DGCI&S Database up to September, 2024. So, for each commodity group dealt in this report, trends from 2020 to 2023 have been showcased where data has been sourced from UN Comtrade and from 2020-2021 to 2023-2024 when sourced from DGCI&S database; however, for computation of commodity group's share in India's overall export basket and import basket we have had to use FY (financial year) data as all aggregate level data in India are represented in FY format.

4. In the instant report [5th weekly Commodity Exim Report of October,2024 dated 30th October, 2024] the following two commodities have been dealt with.

Export : Human Blood; Animal Blood Prepared for diagnostic Uses; Antisera, other Blood Fractions Vaccines, Toxins, Cultures of Micor-Organisms etc. [ITCCHS Code –3002] -In FY 2023-2024 this commodity group has 0.38% share in India's total Export value basket as per DGCI&S data base. India had occupied the 17th slot in export of this commodity (exported 1677.18 million USD) with 0.54% share of total global exports in the year 2023.

Import : Heterocyclic Compounds with Nitrogen Hetero-Atom(s) only [ITCCHS Code – 2933] –In FY 2023-24 this commodity group had share of 0.64% in India's total Import value basket as per DGCI&S data base. India having 3.56% share of total global imports of this commodity (4378.57 million USD) occupied the top slot in the world in 2023.

EXPORT

Human Blood; Animal Blood Prepared for diagnostic Uses; Antisera, other Blood Fractions Vaccines, Toxins, Cultures of Micor-Organisms etc. classified as H.S. Code – 3002 falls under Chapter -30 (Pharmaceutical products) of Section- VI (Products of the Chemical or Allied Industries) of ITCHS classification.

India is engaged in the process of exporting this commodity and in 2023-2024 FY (April to December, 2023) this commodity group had share of 0.38% in India’s total Export value basket as per DGCI & S data base.

Table – 1

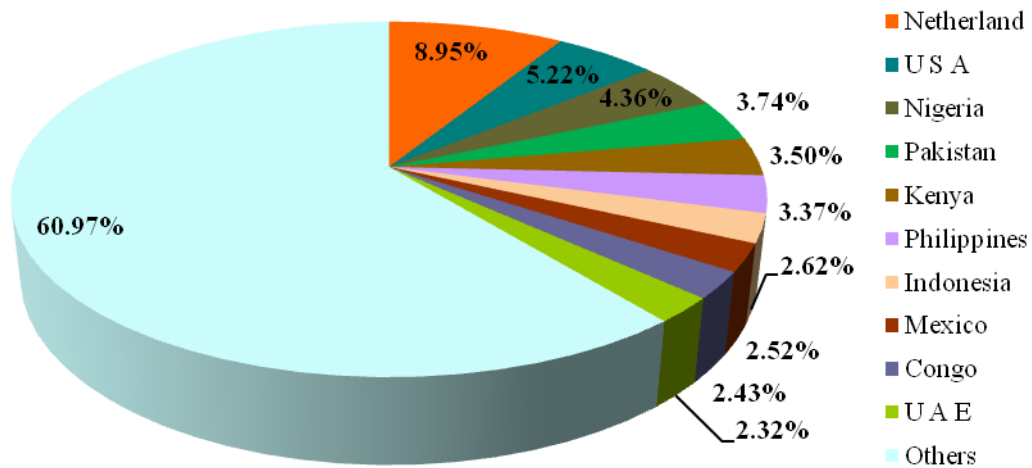
India’s Top 10 destinations for Human Blood; Animal Blood Prepared for diagnostic Uses etc (H.S Code-3002)

Rank	Countries	2020-2021		2021-2022		2022-2023		2023-2024	
		Value (million\$)	Share (%)	Value (million\$)	Share (%)	Value (million\$)	Share (%)	Value (million\$)	Share (%)
1.	Netherland	41.65	3.39	87.25	5.97	146.25	9.96	150.57	8.95
2.	U S A	53.06	4.32	41.08	2.81	55.35	3.77	87.83	5.22
3.	Nigeria	63.14	5.15	50.94	3.48	42.97	2.93	73.28	4.36
4.	Pakistan	65.32	5.32	153.74	10.51	54.56	3.72	63.00	3.74
5.	Kenya	22.66	1.85	31.17	2.13	41.36	2.82	58.87	3.50
6.	Philippines	36.89	3.01	28.67	1.96	36.30	2.47	56.72	3.37
7.	Indonesia	13.04	1.06	51.58	3.53	54.83	3.74	44.13	2.62
8.	Mexico	34.49	2.81	17.11	1.17	5.42	0.37	42.32	2.52
9.	Congo	32.27	2.63	19.05	1.30	29.51	2.01	40.88	2.43
10.	U A E	4.61	0.38	11.70	0.80	14.73	1.00	38.97	2.32
	Others	860.06	70.08	969.82	66.33	986.42	67.21	1025.71	60.97
	Total	1227.18	100	1462.10	100	1467.68	100	1682.27	100

Source: DGCI&S, Ministry of Commerce & Industry

Note: India’s Export includes re-export also

India’s top 10 destinations of Human Blood; Animal Blood Prepared for diagnostic Uses etc Exports in 2023-2024 (Percentage share)



In the year 2023-2024, **India** has exported Human Blood; Animal Blood Prepared for diagnostic Uses etc worth of US \$ 1682.27 million, with an increasing by 14.62% compared to 2022-2023 figures of US \$ 1467.68 million. The exports of Human Blood; Animal Blood Prepared for diagnostic Uses etc from India were at US\$ 1227.18 million in 2020-2021 followed by a steep up in 2021-2022, moderate increase in 2022 -2023 and a major leap in 2023-2024. Netherland (importing US\$ 150.57 million worth of goods in this segment from India) has held the top slot as an export destination in this segment with 8.95% share of India’s total export. In second and third place were USA(US\$ 87.83 million) and Nigeria (US\$ 73.28 million) to where India exported around 5.22 % and 4.36% of the commodity respectively in 2023-2024.

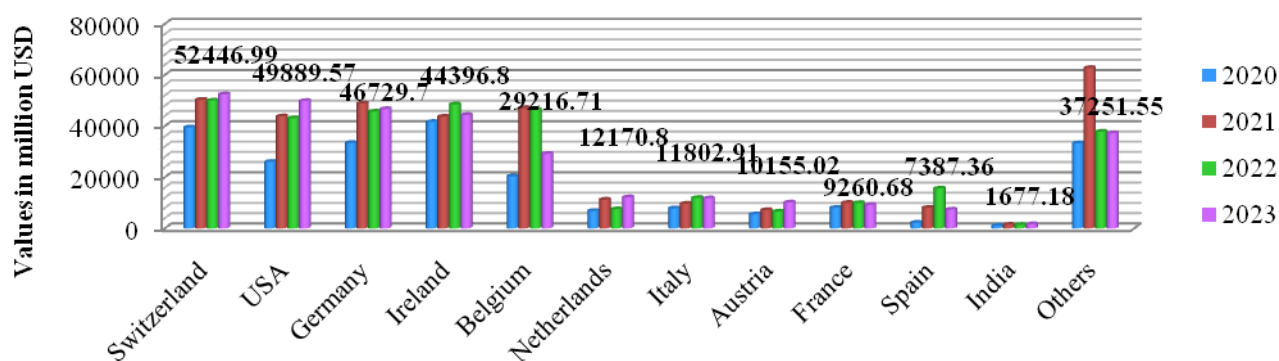
Table-2

World's Top 10 Exporters of Human Blood; Animal Blood Prepared for diagnostic Uses etc (H.S Code 3002)

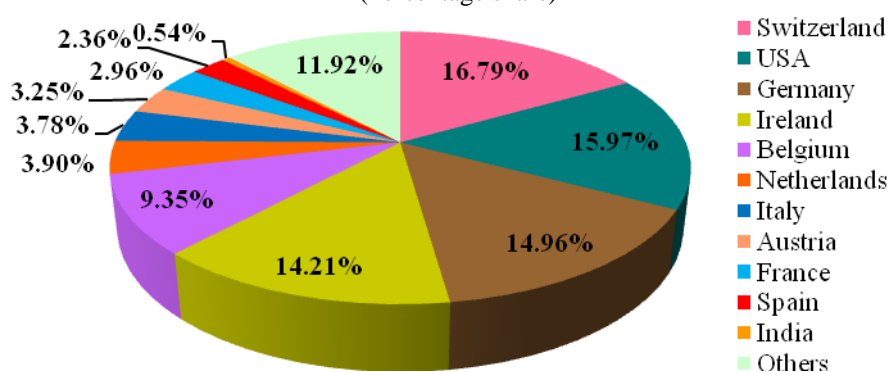
Rank	Countries	2020		2021		2022		2023	
		Value (million \$)	Share (%)	Value (million\$)	Share (%)	Value (million\$)	Share (%)	Value (million\$)	Share (%)
1.	Switzerland	39536.33	17.47	50356.97	14.61	50059.71	15.40	52446.99	16.79
2.	USA	26090.95	11.53	43858.41	12.72	43182.19	13.29	49889.57	15.97
3.	Germany	33477.29	14.79	48922.06	14.19	45736.83	14.07	46729.70	14.96
4.	Ireland	41701.59	18.43	43760.46	12.70	48517.18	14.93	44396.80	14.21
5.	Belgium	20406.15	9.02	47124.82	13.67	46477.63	14.30	29216.71	9.35
6.	Netherlands	6861.44	3.03	11277.47	3.27	7524.02	2.32	12170.80	3.90
7.	Italy	7874.85	3.48	9702.55	2.81	11944.48	3.68	11802.91	3.78
8.	Austria	5577.11	2.46	7235.40	2.10	6621.63	2.04	10155.02	3.25
9.	France	8082.11	3.57	10030.58	2.91	9948.09	3.06	9260.68	2.96
10.	Spain	2294.34	1.01	8088.39	2.35	15653.32	4.82	7387.36	2.36
17.	India	1096.98	0.48	1514.07	0.44	1461.27	0.45	1677.18	0.54
	Others	33322.07	14.72	62815.24	18.22	37870.92	11.65	37251.55	11.92
	Total	226321.20	100	344686.42	100	324997.28	100	312385.26	100

Source: UN Comtrade

Top 10 Exporters of Human Blood; Animal Blood Prepared for diagnostic Uses etc globally from 2020 to 2023
Data labels signified for 2023



World's 10 leading exporters of Human Blood; Animal Blood Prepared for diagnostic Uses etc in 2023 (Percentage share)



The Human Blood; Animal Blood Prepared for diagnostic Uses etc exports worldwide was US\$ 312385.26 million in 2023 a little declining by 3.88% from 2022 levels. Over the period under review, global export were at record high at US\$ 344686.42 million in 2021. The lead Exporter in this segment has consistently Switzerland (exporting goods worth a total of US\$ 52446.99 million in this category) with a show of 16.79% share in 2023, USA (exporting goods worth a total of US\$ 49889.57 million) with 15.97% share of world export in 2023 stood at 2nd position, closely followed by Germany (US\$ 46729.70 million) with 14.96% in 2023. **India** (exporting goods worth a total of US\$ 1677.18 million in this category) with a show of 0.54% share, stood at 17th position in 2023.

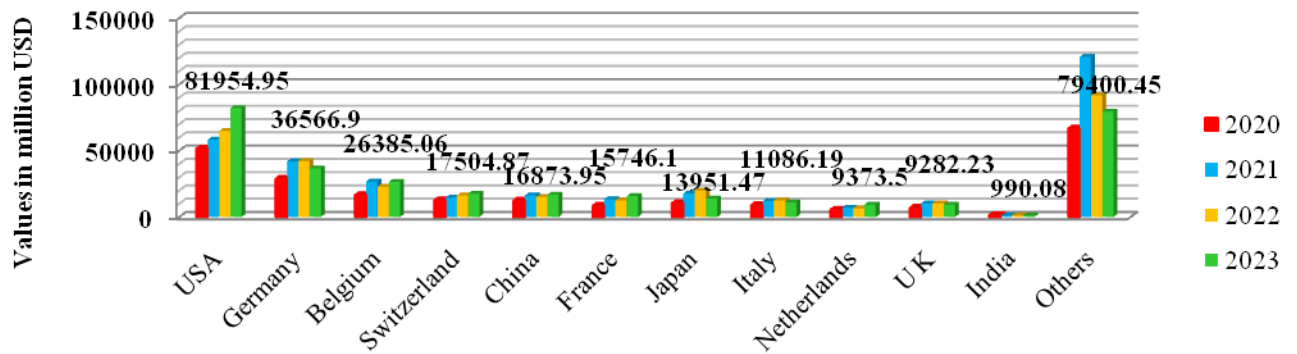
Table-3

World's top 10 Importers of Human Blood; Animal Blood Prepared for diagnostic Uses etc (H.S Code 3002)

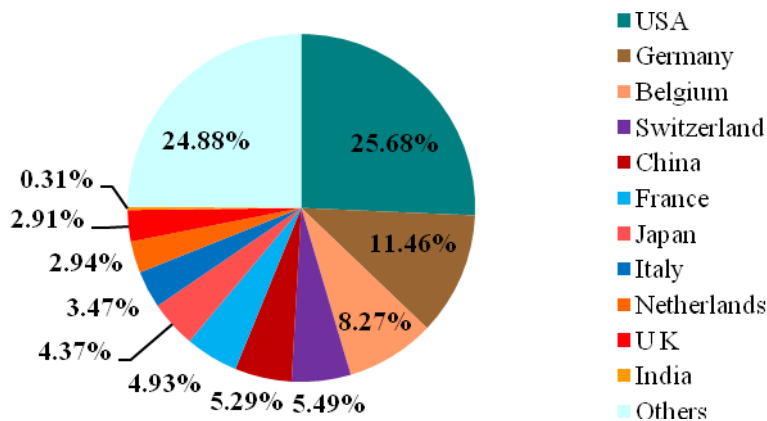
Rank	Countries	2020		2021		2022		2023	
		Value (million \$)	Share (%)	Value (million\$)	Share (%)	Value (million\$)	Share (%)	Value (million\$)	Share (%)
1.	USA	51376.63	22.46	58237.95	17.16	64786.03	20.50	81954.95	25.68
2.	Germany	28750.72	12.57	41847.55	12.33	42254.38	13.37	36566.90	11.46
3.	Belgium	16386.36	7.17	26726.39	7.87	22859.93	7.23	26385.06	8.27
4.	Switzerland	12395.87	5.42	14522.50	4.28	16210.82	5.13	17504.87	5.49
5.	China	12233.20	5.35	16218.55	4.78	15172.82	4.80	16873.95	5.29
6.	France	8354.25	3.65	13362.75	3.94	12552.31	3.97	15746.10	4.93
7.	Japan	10353.41	4.53	17781.01	5.24	19964.31	6.32	13951.47	4.37
8.	Italy	8923.85	3.90	11911.16	3.51	12459.48	3.94	11086.19	3.47
9.	Netherlands	5322.09	2.33	6775.35	2.00	6522.28	2.06	9373.50	2.94
10.	U K	6802.37	2.97	10271.80	3.03	10322.37	3.27	9282.23	2.91
34.	India	1135.79	0.50	1142.39	0.34	1132.00	0.36	990.08	0.31
	Others	66662.96	29.15	120640.10	35.54	91756.24	29.04	79400.45	24.88
	Total	228697.51	100	339437.51	100	315992.96	100	319115.75	100

Source : UN Comtrade

Leading Importers of Human Blood; Animal Blood Prepared for diagnostic Uses etc globally from 2020 to 2023
Data labels signified for 2023



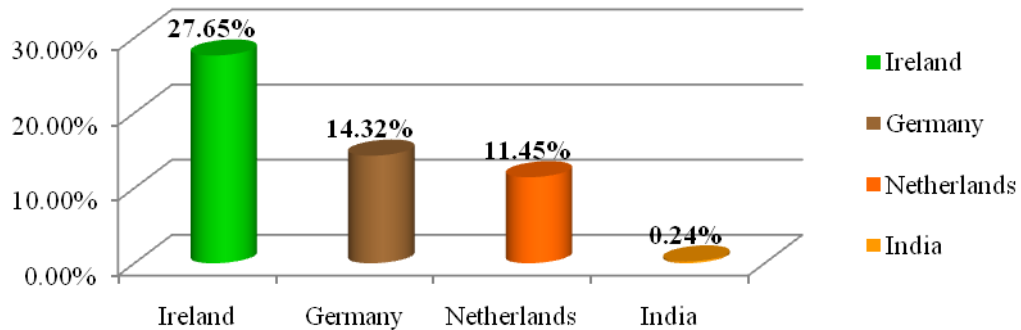
World's top 10 leading importers of Human Blood; Animal Blood Prepared for diagnostic Uses etc by percentage share in 2023



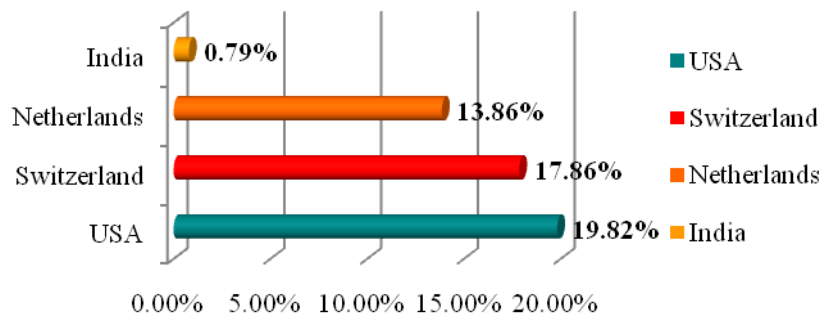
The Human Blood; Animal Blood Prepared for diagnostic Uses etc imports worldwide was US\$ 319115.75 million in 2023, a little increasing by 0.36% from 2022 level of US \$ 315992.96 million. Over the period under review, global import were at record high in 2021, step dip in 2022 and turned to further increase in 2023. The lead importers globally in this segment in 2023 have been USA (25.68%) followed by Germany (11.46%), and Belgium (8.27 %) and **India** with a show of 0.31% share, occupied the 34th slot in terms of importing this commodity and as per UN Comtrade database between 2020-2023, **India's** import share has gradually been downwards from 2022.

As per UN Comtrade data base the top 3 importers of Human Blood; Animal Blood Prepared for diagnostic Uses etc globally were **USA, Germany and Belgium**. These 3 countries have imported 0.24%, 0.79% and 0.35% share of Peppers from India in 2023 which are presented below :

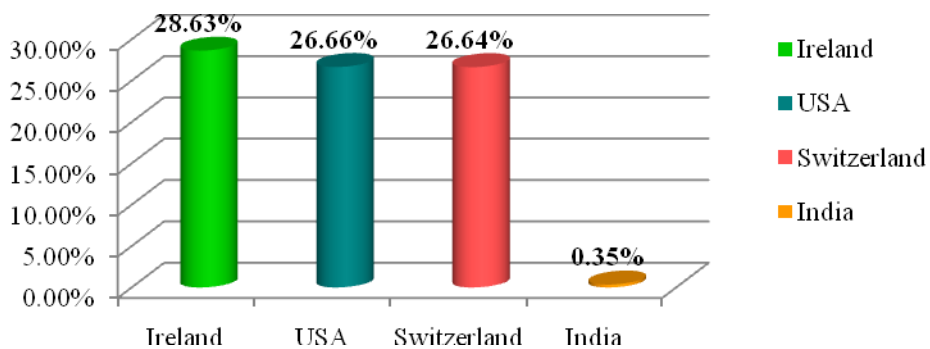
(i) Top 3 supplier nations of Human Blood; Animal Blood Prepared for diagnostic Uses etc to USA in 2023 (percentage share)



(ii) Top 3 supplier nations of Human Blood; Animal Blood Prepared for diagnostic Uses etc to Germany in 2023 (percentage share)



(iii) Top 3 supplier nations of Human Blood; Animal Blood Prepared for diagnostic Uses etc to Belgium in 2023 (percentage share)



IMPORT

Heterocyclic Compounds with Nitrogen Hetero-Atom(s) only Classified as ITCHS Code 2933 falls under Chapter-29 (Organic chemicals) of Section – VI (Products of the Chemical or Allied Industries) of ITCHS classification.

India is engaged in the process of importing this commodity and in 2023-2024 this commodity group had share of 0.64% in India's total import value basket.

Table - 4

India's Top 10 Sources of Heterocyclic Compounds with Nitrogen Hetero-Atom(s) only (HS Code : 2933)

Rank	Countries	2020-2021		2021-2022		2022-2023		2023-2024	
		Value (million \$)	Share (%)	Value (million\$)	Share (%)	Value (million\$)	Share (%)	Value (million\$)	Share (%)
1.	China	1588.88	71.60	1825.88	71.74	2032.24	76.31	2551.96	58.97
2.	Hong Kong	35.69	1.61	20.81	0.82	23.15	0.87	1161.38	26.84
3.	U S A	79.05	3.56	105.40	4.14	71.19	2.67	83.38	1.93
4.	Italy	45.45	2.05	50.67	1.99	58.70	2.20	83.01	1.92
5.	Japan	75.63	3.41	54.49	2.14	60.31	2.26	76.80	1.77
6.	Belgium	66.37	2.99	51.71	2.03	62.08	2.33	63.61	1.47
7.	Germany	46.09	2.08	52.59	2.07	36.56	1.37	31.57	0.73
8.	Korea RP	40.01	1.80	89.47	3.52	43.87	1.65	23.05	0.53
9.	Mexico	18.62	0.84	19.34	0.76	14.98	0.56	22.70	0.52
10.	France	22.70	1.02	29.99	1.18	22.45	0.84	21.29	0.49
	Others	200.74	9.05	244.89	9.62	237.77	8.93	208.64	4.82
	Total	2219.24	100	2545.25	100	2663.30	100	4327.38	100

Source: DGCI&S, Ministry of Commerce & Industry

Note: India's Import includes re-import also

The total amount of India's import of Heterocyclic Compounds with Nitrogen Hetero-Atom(s) only in 2023-2024 stood as US\$ 4327.38 million registering 62% increasing amount of the commodity imported to India compare to the year 2022-2023 figures of US\$ 2663.30 million. In 2023-2024 China stood out as the top importing partner in this segment from where India has imported 58.97% share of it total import of Heterocyclic Compounds with Nitrogen Hetero-Atom(s), followed by Hong Kong (26.84%) and USA (1.93%). Over the period under review India's imports in this segment has steadily been rising from 2020 till 2022-23 with a major leap in 2023-24.

Table – 5

World's Top 10 Importers of Heterocyclic Compounds with Nitrogen Hetero-Atom(s) only(HS Code :1512)

Rank	Countries	2020		2021		2022		2023	
		Value (million\$)	Share (%)	Value (million\$)	Share (%)	Value (million\$)	Share (%)	Value (million\$)	Share (%)
1.	Germany	16520.58	19.14	12888.24	14.82	35385.17	28.26	18103.04	14.72
2.	Ireland	6146.85	7.12	8130.04	9.35	14473.18	11.56	17638.87	14.34
3.	USA	12790.77	14.82	12227.22	14.06	15117.34	12.08	14250.76	11.59
4.	Belgium	6792.03	7.87	4519.03	5.20	3960.55	3.16	11452.05	9.31
5.	Slovenia	608.71	0.71	3177.32	3.65	4749.54	3.79	10151.88	8.25
6.	Italy	5317.40	6.16	4481.12	5.15	6200.96	4.95	7383.80	6.00
7.	U K	3179.90	3.68	4400.72	5.06	5771.96	4.61	6386.18	5.19
8.	India	2077.57	2.41	2471.91	2.84	2708.10	2.16	4378.57	3.56
9.	Brazil	2616.82	3.03	3446.16	3.96	4921.04	3.93	3676.72	2.99
10.	Singapore	2950.22	3.42	3410.89	3.92	3137.22	2.51	3117.57	2.53
	Others	27331.62	31.66	27805.08	31.98	28767.57	22.98	26464.23	21.51
	Total	86332.48	100	86957.74	100	125192.65	100	123003.67	100

Source :UNComtrade

In 2023, the total global imports of Heterocyclic Compounds with Nitrogen Hetero-Atom(s) only amounted to US \$ 123003.67 million, decreasing by more than 1.75% vis-à-vis the previous year's figure. The lead Importer in this segment has consistently been Germany (importing goods worth a total of US\$ 18103.04 million) with 14.72% share of world import in 2023. Ireland (importing goods worth a total of US\$ 17638.87 million in this category) with a share of 14.34%, stood at 2nd position; followed by USA (US\$ 14250.76 million) with 11.59% share in 2023 as per UN Comtrade Statistics. The world import of Heterocyclic Compounds with Nitrogen Hetero-Atom(s) only had steadily increased till 2022 with a major leap in 2022 and a little dip in 2023 compare to 2022.
